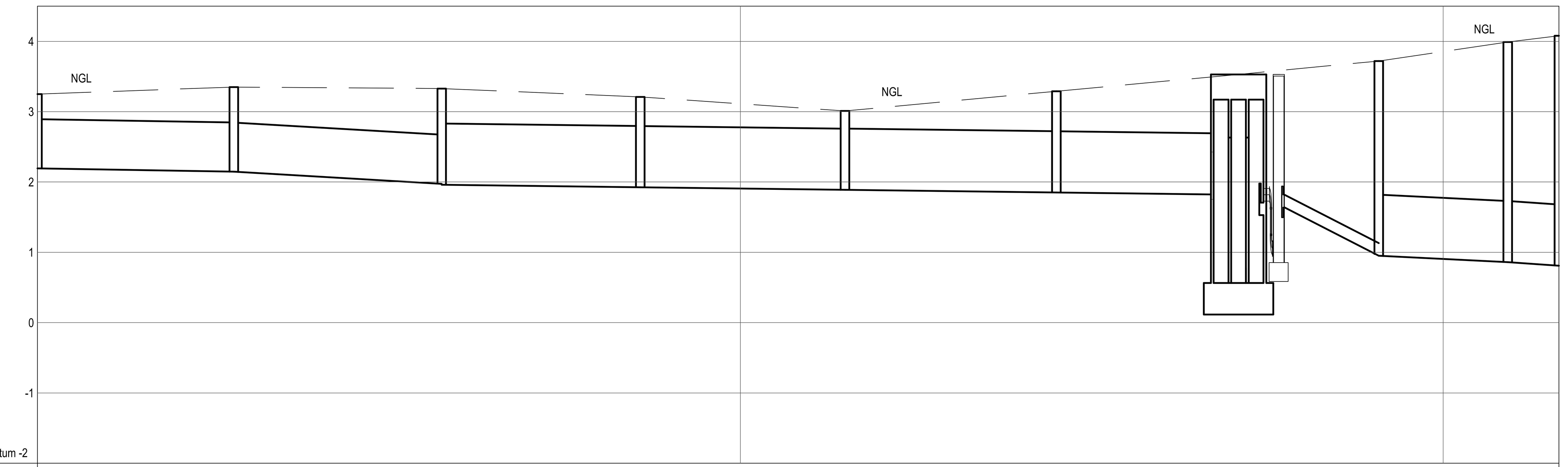

Horizontal Scale: 500
Vertical Scale :50

CHAINAGE	0.000	27.935	57.512	85.762	114.887	144.968	170.875		190.837	209.183	216.469
MANHOLE NAME	C4MH1	C4MH2	C4MH3	C4MH4	C4MH5	C4MH6	SB4	FILTER 4	C4MH8	C4MH9	Outlet4
COVER LEVEL	3.25	3.35	3.33	3.21	3.01	3.29	3.53	3.53	3.72	3.99	4.08
INLET LEVEL	2.25	2.20 2.20	2.03 2.03	2.00 2.00	1.96 1.96	1.92 1.92	1.89	1.70	1.02 1.02	0.93 0.93	0.88
DEPTH	1.00	1.15	1.30	1.21	1.05	1.37	1.64		2.70	3.06	3.20

LENGTH	27.93 m	29.58 m	28.25 m	29.13 m	30.08 m	25.91 m	19.96 m	18.35 m	7.29 m
CLASS/SIZE	600 mm 100D Concrete	600 mm 100D Concrete	750 mm 100D Concrete	750 mm 100D Concrete	750 mm 100D Concrete	750 mm 100D Concrete	750 mm 100D Concrete	750 mm 100D Concrete	750 mm 100D Concrete
SLOPE	1:599.999	1:170.883	1:800.000	1:800.000	1:800.000	1:800.000	1:22.980	1:203.845	1:145.720

Manhole C4MH1 to Outlet4

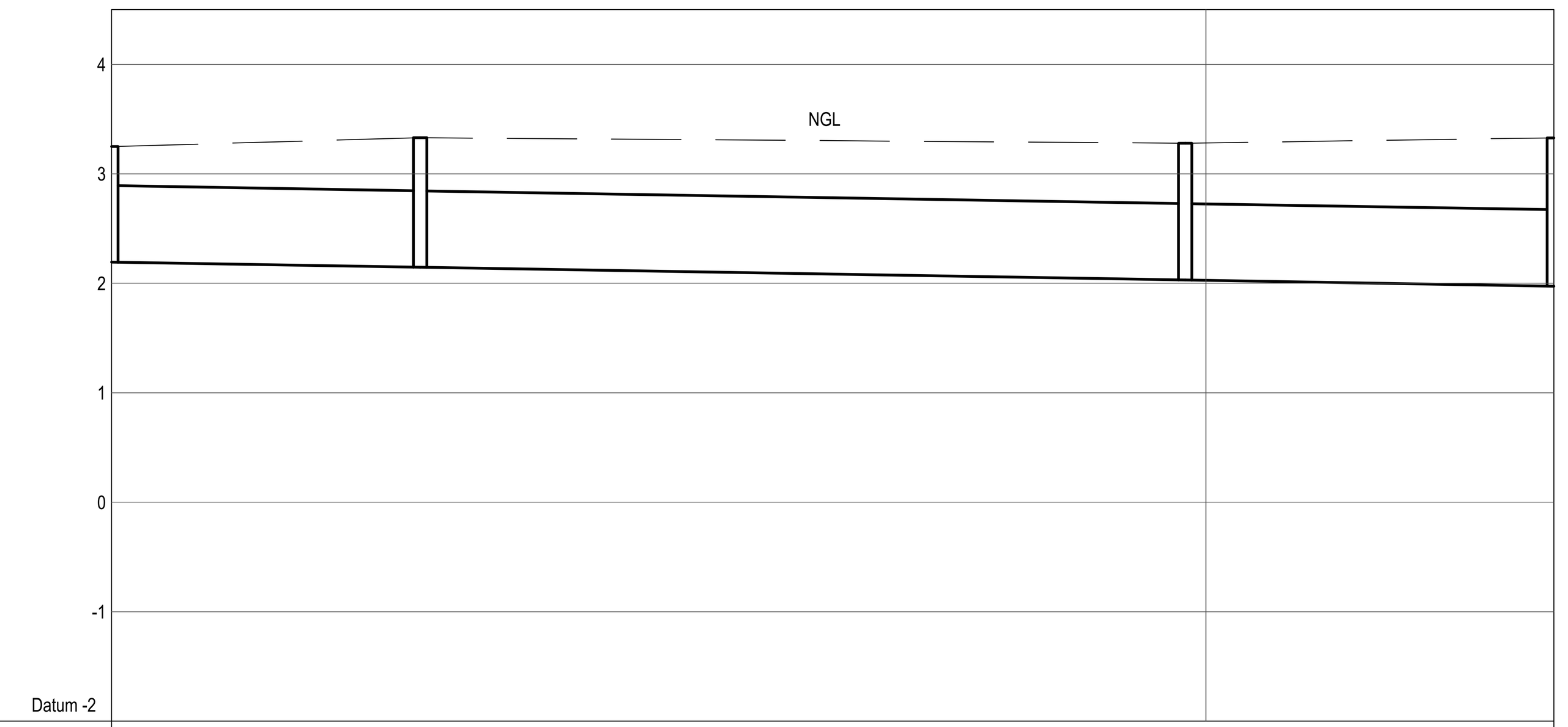

Horizontal Scale: 500
Vertical Scale :50

CHAINAGE	0.000	28.208	98.108	131.785
MANHOLE NAME	C5MH1	C5MH2	C4MH10	C4MH3
COVER LEVEL	3.25	3.33	3.28	3.33
INLET LEVEL	2.25	2.20 2.20	2.09 2.09	2.03
DEPTH	1.00	1.13	1.19	1.30

LENGTH	28.21 m	69.90 m	33.68 m
CLASS/SIZE	600 mm 100D Concrete	600 mm 100D Concrete	600 mm 100D Concrete
SLOPE	1:599.999	1:599.999	1:599.999

Manhole C5MH1 to C4MH3

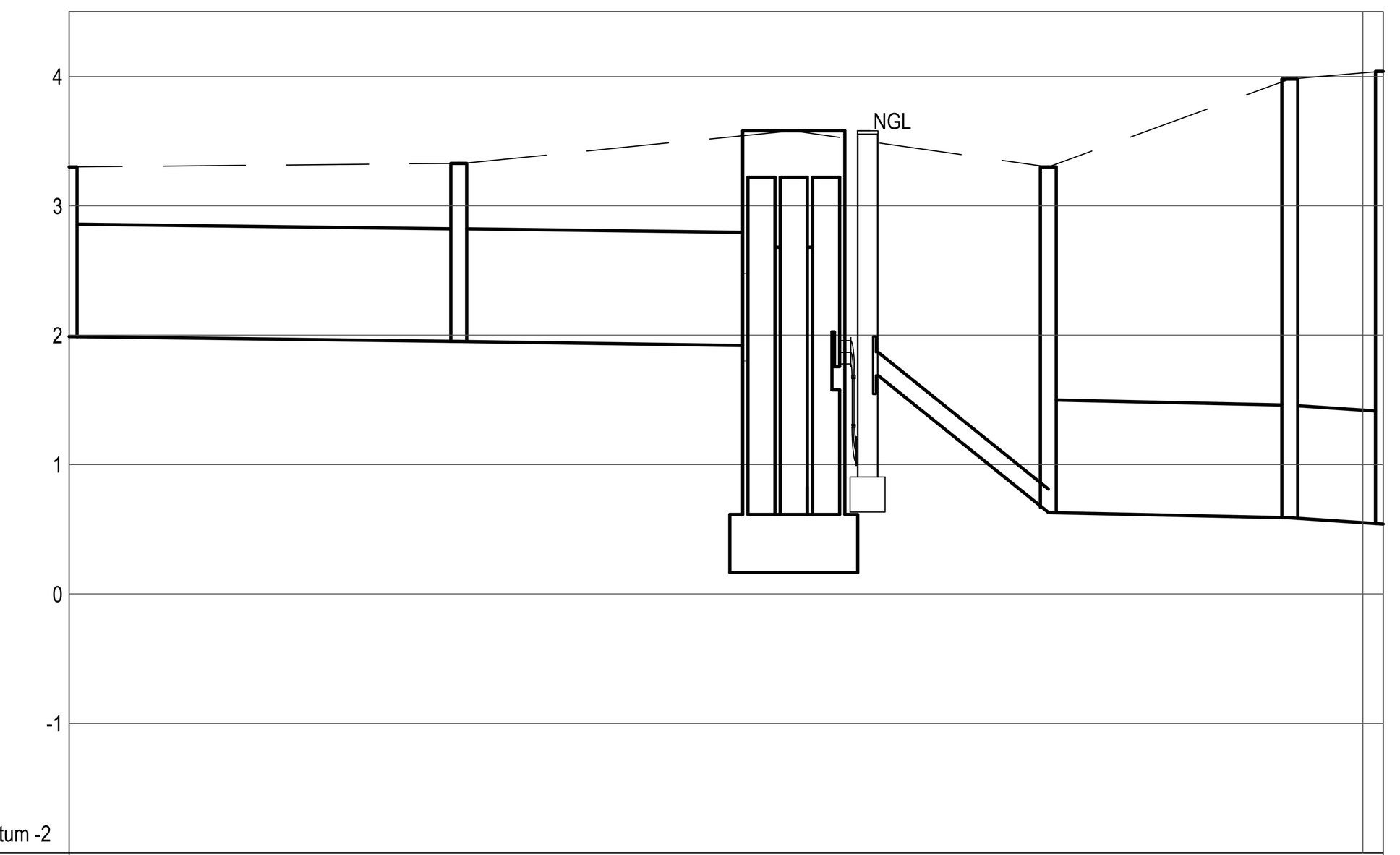

Horizontal Scale: 500
Vertical Scale :50

CHAINAGE	0.000	30.113	55.936		75.690	94.359	101.581
MANHOLE NAME	C5MH3	C5MH4	SB5	FILTER 5	C5MH6	C5MH7	Outlet5
COVER LEVEL	3.30	3.33	3.58	3.58	3.30	3.98	4.04
INLET LEVEL	2.06	2.02 2.02	1.99	1.80	0.70 0.70	0.66 0.66	0.61
DEPTH	1.24	1.31	1.59		2.60	3.32	3.43

LENGTH	30.11 m	25.82 m	19.75 m	18.67 m	7.22 m
CLASS/SIZE	750 mm 100D Concrete	750 mm 100D Concrete	750 mm 100D Concrete	750 mm 100D Concrete	750 mm 100D Concrete
SLOPE	1:800.000	1:800.000	1:15.312	1:466.725	1:144.440

Manhole C5MH3 to Outlet5

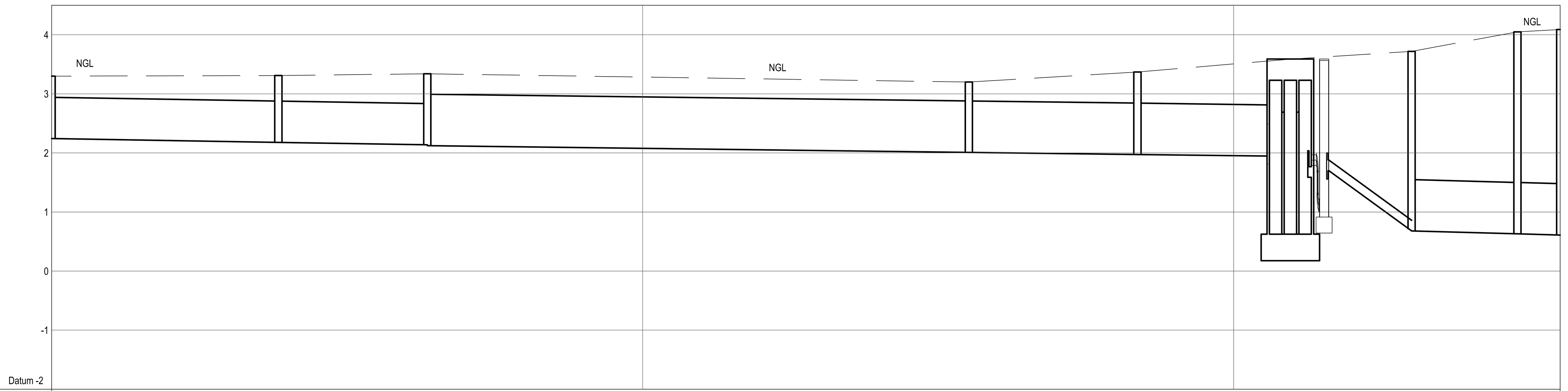

CHAINAGE	0.000	38.362	63.565	155.198	183.713	209.597		230.107	248.015	255.249
MANHOLE NAME	C6MH1	C6MH2	C6MH3	C6MH4	C6MH5	SB6	FILTER 6	C6MH7	C6MH8	Outlet6
COVER LEVEL	3.30	3.31	3.34	3.20	3.37	3.59	3.59	3.72	4.05	4.09
INLET LEVEL	2.30	2.24 2.24	2.19 2.19	2.08 2.08	2.04 2.04	2.01	1.85	0.75 0.75	0.70 0.70	0.68
DEPTH	1.00	1.07	1.15	1.12	1.33	1.58		2.97	3.35	3.41

LENGTH	38.36 m	25.20 m	91.63 m	28.52 m	25.88 m	20.51 m	17.91 m	7.23 m
CLASS/SIZE	600 mm 100D Concrete	600 mm 100D Concrete	750 mm 100D Concrete	750 mm 100D Concrete	750 mm 100D Concrete	750 mm 100D Concrete	750 mm 100D Concrete	750 mm 100D Concrete
SLOPE	1:599.999	1:599.999	1:800.000	1:800.000	1:800.000	1:16.258	1:358.160	1:361.700

Manhole C6MH1 to Outlet6

DRAWING NO.	DESCRIPTION
5200157-2-001-C-LA-0004-01	MULTIPURPOSE TERMINAL STORMWATER LAYOUT & KEY PLAN
5200157-2-001-C-LA-0004-02	MULTIPURPOSE TERMINAL DETAILED LAYOUT
5200157-2-001-C-SE-0004-01	MULTIPURPOSE TERMINAL STORMWATER LONG SECTIONS SHEET 1 OF 3
5200157-2-001-C-SE-0004-02	MULTIPURPOSE TERMINAL STORMWATER LONG SECTIONS SHEET 2 OF 3
5200157-2-001-C-SE-0004-03	MULTIPURPOSE TERMINAL STORMWATER LONG SECTIONS SHEET 3 OF 3
5200157-2-001-C-LA-0004-03	MULTIPURPOSE TERMINAL DEMOLITION LAYOUT
5200157-2-001-C-DE-0004-01	MULTIPURPOSE TERMINAL STILLING BASIN DETAILS
5200157-2-001-C-DE-0001-02	TYPICAL STORMWATER MANHOLE DETAILS
5200157-2-001-C-DE-0001-03	TYPICAL STORMWATER GRID INLET & CATCHPIT DETAILS
5200157-2-001-C-DE-0001-04	TYPICAL HEADWALL, SCOUR & CONCRETE ENCASEMENT DETAILS

REFERENCE DRAWINGS

NOTES:

a. MEASUREMENTS ARE BASED ON METRIC SYSTEM.
b. ALL LEVELS ARE IN METERS TO MEAN SEA LEVELS (MSL)
c. DO NOT SCALE DRAWING - ONLY DIMENSIONS SHOWN TO BE USED.
d. THE CONTRACTOR SHALL VERFIY ALL SERVICES OR CONDITIONS ON THE SITE AND NOTIFY THE ENGINEERING OF ANY VARIATIONS FROM DIMENSIONS BEFORE CONSTRUCTION.

NO.	DESCRIPTION	BY	CHKD	APPD	DATE
00	ISSUED FOR CONSTRUCTION	HvdW	RM	RN	04/08/2023
0A	ISSUED FOR CLIENT APPROVAL	HvdW	RM	RN	01-07-2022

REVISIONS

This Document including all design and information therein is Confidential Intellectual Property of Transnet. Copyright and all other rights are reserved by Transnet. This Document may only be used for its intended purpose.

CONTRACTOR / CONSULTANT

OPERATING DIVISIONS

TRANSNET PORT TERMINALS

TITLE	NAME	SIGN	DATE
DRAWN	HvdW		01 07 22
CHECKED	RM		01 07 22
DESIGNED	HvdW		01 07 22
CHECKED	RM		01 07 22

Pr. Eng. / Pr.Tech. Eng.

NAME R. NAIDOO — DATE 04 08 23
SIGNATURE
REG. NUMBER 201070216
SCALE : AS SHOWN

Transnet Port Terminals

TRANSNET

PORT OF SALDANHA

SALDANHA STORMWATER MANAGEMENT
MULTIPURPOSE TERMINAL
STORMWATER LONG SECTIONS
SHEET 2 OF 3

PROJECT NUMBER	OD	FBS	DIS	TYPE	DRAWING NO.	SHEET	REV	ID
OA 5200157	2	001	C	SE	0004	02	00	HD